



exaggerated

F E A T U R E S

\$5.00

ISSUE

1

NOV 2020

ISCA COMICS GROUP

THE UNCANNY

ABHORRED
BY THE
COMICS
CODE

AUTHORITY

ISCA





OWN IT TODAY
AMERICANCARICATURE.COM

USE DISCOUNT CODE
ISCACON
FOR 15% OFF ALL MERCH

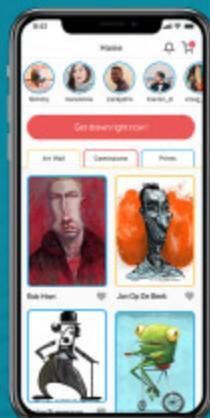
A DOCUMENTARY FILM PRESENTED IN
Two Dimensions

LUCKY CARD PRODUCTIONS IN ASSOCIATION WITH LPV PRODUCTIONS PRESENTS "AMERICAN CARICATURE"
WRITTEN BY JOE BLOHM, TOM RICHMOND, JASON SEILER, C.F. PAYNE, GLENN FERGUSON, ALLI R. THONE, ROB HEN, STACY PIERCE
DIRECTED BY JAYE SMITH, JARED STOKES, SEAN EVANS, MARY KAY WILLIAMS, TY JONES, SEAN GARDNER, JEREMY TOWNSEND
CASTING BY CHRIS CHIA, NATALIE HUME, EMILY BYRNE, KAYLA ARCHER, NATE RAPINICKY, TONY SOBOTA
EDITED BY JOE CLOMEK AND TOM FARACI
PRODUCTION DESIGNER DAVID EICHROFF
PRODUCTION MANAGER JOE CLOMEK AND TOM FARACI
EXECUTIVE PRODUCERS PETER TELLEP, GARY CLOMEK, ROBIN AND LOU FARACI, GLENN AND JOHNN FERGUSON, JASON RIGGS

prime video

LUCKY CARD
productions

Post your art



Sell Prints



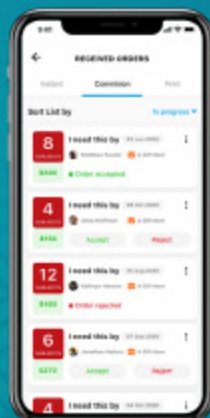
Hey Artists!

Join the
Creative Social Marketplace
made by artists, for artists.

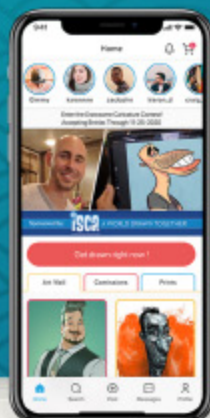
Go to **Drawsome.com**
to sign up to become one
of the first to join.

Drawsome
Creative Social Marketplace
www.Drawsome.com

Take Commissions



Win Art Contests



WOW!
A Social Media
Marketplace
for Artists!

Finally!



exaggerated

FEATURES

MAYHEM EDITION

EF Executive Editor
Debbie "debbo" Burmeister
efeditor@caricature.org

Mayhem Guest Editors
Tom Faraci, Christopher Tamlyn

Contributors
Lar DeSouza, Erik Roadfeldt, Ali Thorne,
Robin Schwartzman, Beau Hufford,
Danielle Corsetto, Tom Ryan, Aaron
Philby, Ash Stryker, Kev Jackson

**2019-2020
Board of Directors**

President
Tom Faraci
tomfaraci@caricature.org

Vice President
Christopher Tamlyn
christophertamlyn@caricature.org

Treasurer
Manny Avetisyan
mannyaveti@caricature.org

Treasurer
Ben Bloss
benbloss@caricature.org

Secretary
Robin Schwartzman
robinschwartzman@caricature.org

Secretary
Erik Roadfeldt
erikroadfeldt@caricature.org

**Send address corrections
and/or membership dues to:**

ISCA Manager
710 NE 100 Terrace
Kansas City, MO 64155 USA

Manager
CeCe Holt
manager@caricature.org

**International Society
of Caricature Artists**

www.caricature.org

Buddy Rose, founder

Letter from the Prez

4

Frankenmarker Tutorial

5

Magic Eye/Crossword

10-11

Doodle Swap

12

Comic by Danielle Corsetto

14

Comics from the "Larchives"

16

Welcome to Being an Agent

20

Not Today, Satan

21

Connor Learns Caricatures

24

Ghost in the Register

32



Letter from the Prez

Dear ISCA Friends and Family,

Whether you are a member of our fine organization or not, if you are reading this today, that greeting includes **YOU**! Welcome to **ISCAcon29: Mailbox Mayhem**! To those of you who've attended ISCAcon in the past, hopefully you'll find we've been able to capture the spirit of the con here in this box. It'll be a bit different than usual, but what isn't these days? Now, by a show of hands, how many first-time attendees do we have? Haha, just kidding. I can't see your hands; you can put them down. But for real, we thank you for joining us in this most unprecedented of years, and we hope the experience will motivate you to join our organization and attend future cons with us live and in person.

Now that you've got your box of goodies in hand, it's time to start looking forward to the main event! And boy do we have some cool stuff in store, lemme tell ya. I can't believe we managed to get [REDACTED], [REDACTED], and [REDACTED] to join us this year as guest speakers! And members, you'll be able to compete in classic con events such as [REDACTED] and [REDACTED]! Oh, and we've planned a very special treat for you all for this year only: We're gonna [REDACTED] [REDACTED] into a cardboard box, until [REDACTED] or they run out of oxygen- whichever comes first. WOW!

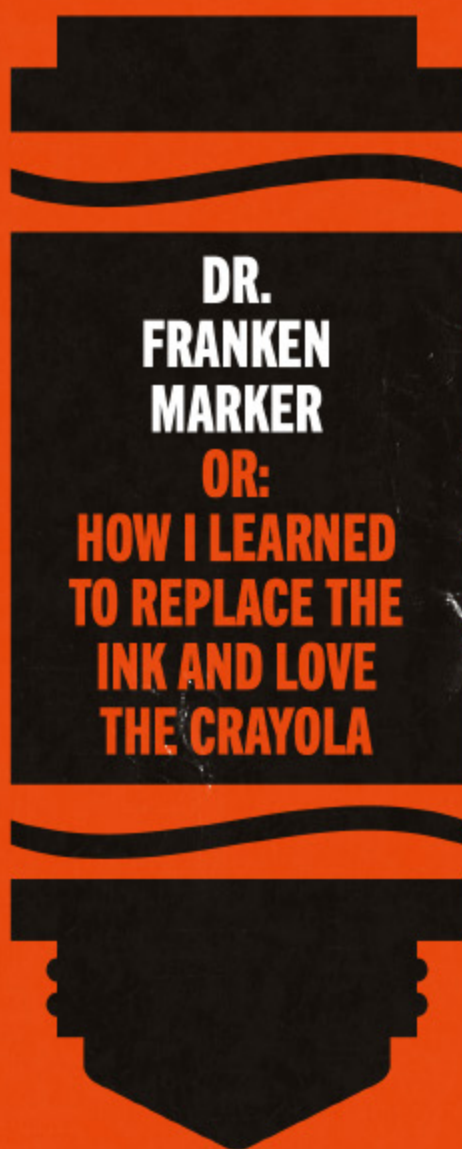
By now you may have figured out that as of press time, not all of the details were in place - but that's okay! The vision was there, and since you're now reading this with your own eyeballs, we're confident that it's all come together. This book that you're holding has been guest-edited myself and Vice President Chris Tamlyn, and features content generously contributed from many of our talented members! There's a collection of new, unpublished, and selected works by **Ash Stryker**, **Danielle Corsetto**, **Tom Ryan**, and **Aaron Philby**. **Lar DeSouza** contributed some throwback comics from EF's long past (not to mention his amazing cover art!). **Ali Thome**, **Beau Hufford**, and ISCA Co-Secretary **Robin Schwartzman** put together some activity pages that vary from the solo to the interactive. ISCA Co-Treasurer **Erik Roadfeldt** put together a nifty article on how to transform those Crayola markers that came with this box. And comic artist **Rob Dumo** is gonna show you what to do with that blank cover page on the front of this issue! And let's hear it for **Kev Jackson's** t-shirt design! See one of his alternate concepts at the back of this issue.

We hope you enjoy this Special Collector's Limited Edition Giant Size One-Off issue of Exaggerated Features! **ISCAcon29** is right around the corner, and we're excited to connect artists all around the globe. We can't wait to see you all on Sunday, November 15, when ISCAcon29 kicks off with our world-famous event, The [REDACTED]!

Sincerely,

Tom Faraci
President

PS - If you're not a member, and you'd like to become one, you can join our organization by visiting caricature.org/join-us! Members get four issues of Exaggerated Features per year, exclusive forum access, voting privileges, and can compete at the ISCAcon!



by Erik Roadfeldt

Crayola markers are my personal favorite. Crayola ink on the other hand, could be better. I know the “frankenmarker” isn’t a new concept, and many of you reading this have already made your own. The easiest way to make them is to use the Marker Maker Refill kits that come with empty sponges and tips and transparent marker

barrels. Those have become very hard to find recently, so I’m going to share my method for removing the Crayola ink from a standard 10 pack of markers. I’m also going to review a couple different types of inks I’ve tried so you can decide what you’d like to use in your own frankenmarkers.

What you'll need:


- Crayola markers (regular or washable)
- Long nose pliers (with wire cutter and a round opening)
- Sink with running water
- Ink for refilling



Long Nose Pliers: The best pliers have a round opening near the wire cutter that fits perfectly around the cap on the back end of the Crayola marker. If you don't already have a pair, I suggest bringing a marker into the hardware store to test fit the pliers. Not all pliers have the same sized opening. An opening that's too large won't work well to remove the cap.


Step 1: Disassemble the Markers.

Use the round opening near the wire cutter on long nose pliers to take the cap off the back end of the markers. Then use the pliers to remove the sponge from inside the marker barrel. Take the cap off the front end of the marker and use the pliers to gently pull the tip out of the marker barrel. Hold the pliers perpendicular to the barrel, clamp the tip on the thickest part, nearest to the barrel and pull it straight out. The tip will deform slightly but will reform after rinsing.



Step 2: Rinse Out the Old Ink

Put the tips in the bottom of the sink and make sure your drain plug keeps them from going all the way into the drain. Run lukewarm water (unless you like having freezing cold hands) through the sponges one at a time. The run-off will start to rinse the tips. Use two empty marker barrels to create a clamp (see photos) and squeeze water through the sponge until it's all white and the water runs clear. Once the sponges have all been rinsed (this usually takes less than a minute each) finish rinsing each tip one or two at a time by holding them under the running water. The tips can be a bit more stubborn, but they don't have to be completely clean.



Step 3: Let the Sponges and Tips Dry Completely

Depending on temperature and climate, it may take up to two weeks to completely dry. **DO NOT** try to fill wet sponges. Most inks will not work well if mixed with water. If there is a small amount of water left in the sponge, the ink will push it out to the tip and the first few marks you make will have some strange colors and consistency. It should dissipate after drawing with the marker a little more.

Step 4: Reassemble and Refill

Push the tip back into the barrel so it's tight and snug. Push a sponge into the barrel so that it butts up against the stem of the tip. Slowly and carefully drip ink onto the back end of the sponge inside the marker. You may want to hold the marker over a paper towel while filling. Squeeze a couple drops of ink onto the sponge, wait a second for it to soak in, then squeeze a couple more drops. Continue this process until ink can be seen soaking into the tip. Squeeze in a few more drops and let them soak in. Do not overfill. Place the caps on the front and back end. Make sure the cap on the back end is pressed in completely. If it is difficult to press in, you can use the pliers like a hammer and tap it into place.



Step 5: Enjoy Your New Frankenmarkers!

REFILLING: If your frankenmarker starts to run dry, you can use the pliers to remove the cap on the back end and drip more ink into the sponge. Just be careful not to overfill them!

Copic Various Ink

This is my favorite replacement ink. It's super dark black, doesn't fade, and dries almost instantly. I find that I can refill a marker with Copic ink at least four times before the sponge gets gunky and won't hold ink anymore. I get about two to four hours of drawing time out of one filling.

Blick Studio

Blick has their version of Copic markers and refill inks that work just as well as Copic but at about half the price. I haven't done extensive testing, but it seems to be comparable.

Crayola

So, after all that... I went back to using Crayola markers straight out of the box. I found that when I rinse the tips and refill with other inks, the tips get ever so slightly puffy and aren't quite as sharp. I don't know if it's the act of rinsing them or the alcohol based inks, but something changes. It's very, very subtle, but I prefer the line quality I can get from a fresh Crayola right out of the box. The ink isn't perfect, but it's cheap, easy, and does the job well enough.

BONUS TIP: I like to mix Copic ink with isopropyl alcohol to make it last a little longer and make it a little "juicier." I like about a 4:1 ratio of ink to alcohol. This does make the ink less black, but still darker than most India Ink.

BONUS BONUS TIP: I save an empty bottle of ink and buy four new ones. I then

pull out the pour spout and squirt about 1/5 of each full bottle into the empty bottle (I use a light to shine through the bottle so I can see the ink and use the markings on the side of the bottle to measure the level). Now I have five bottles that are about 4/5 full of ink. I then top them off with alcohol and replace the pour spouts.

India Ink (all brands)

None of the India ink brands I've tried were quite as dark black as Copic and they all fade to gray as they dry out. They don't dry quite as quickly either, but still quicker than Crayola ink. I was never able to refill a frankenmarker with India ink. After the initial filling, the ink seems to create a seal on the back of the sponge and will not refill. I get two to four hours of drawing time out of one marker.



BLEED TEST

The photo shows an alcohol based ink, an India ink, and a fresh Crayola. I made one small mark using the side of the marker tip and then placed the point on the paper with medium pressure for five seconds. The alcohol based ink bled quite a bit. The India ink did not bleed at all. The Crayola ink bled very slightly, but not nearly as much as the alcohol based ink.

Now, go buy some Crayolas, other inks, and try it out for yourself! I think you'll love them. But in the immortal words of Levar Burton, "you don't have to take my word for it!"

NOT A MEMBER?

JOIN
TODAY!




international society of caricature artists

caricature.org




SCAN THIS CODE FOR MORE INFO
ON EXCLUSIVE MEMBER BENEFITS!



This Magic Eye can see your FUTURE!

Facial Expressions

A Crossword Puzzle by Robin Schwartzman



Across

- 1 "Big whoop"
 4 Hoax, fraud
 8 ____ Pro Shops
 12 Social event
 13 Where Chris Moore builds Haunted Houses and Escape Rooms
 14 Natural soother of burns
 15 "All Day Strong" brand
 17 Fraud fighter, briefly
 18 Many a commission
 19 What Vincent would do
 21 Four-year degs. you don't need for drawing at a fair
 22 Suffix for Siam or Vietnam
 23 Ruins, rubbish
 27 You can hide them in
 30 Slip more valuable than free exposure
 31 Business with lattes
 32 Put nib to 43 down
 34 Support ISCA
 38 Goes on the radio
 39 "Totally tubular"
 41 Walked heavily (on)
 42 What you hope to see in a good week at the fair
 45 A boring set-up
 47 King-sized sandwich
 48 George Washington's bill
 49 Kashi cereal brand
 51 Persist
 54 Root that may be cubed
 55 Summertime spinner
 56 Claim caricature victory
 62 Disney Character Designer Ellington
 64 Designed like the Chrysler Building
 65 Grooves found on the brain
 66 Bus place
 67 "____ I say more?"
 68 Change course of
 69 Fair booth that goes up easy
 70 Sums up
 71 "text me"

Down

- 1 Home of Timbuktu
 2 Ft. above sea level
 3 Be (exclusively) interested in
 4 caricature.org, e.g.
 5 Unnatural deep sleep
 6 Golden Nosey, e.g.
 7 Piano ____ (classic Billy Joel song)
 8 Recurring EF article "What's in your ____"
 9 Innocence indicator, perhaps
 10 Places to channel surf
 11 Bands' playlists
 12 Joke (Informal)
 16 "At ____, private"
 20 Sour candy morsel
 24 Muslim observance at the end of Ramadan
 25 Yogi's pal, for short
 26 Talk profusely
 27 Hideout for a villain
 28 "Foxy Brown" hairstyle
 29 Title bestowed upon Mick Jagger
 31 Mr. Rogers to his fans
 33 2, for many mini-golf holes
 35 Picnic ____ (outdoor lunch spot)
 36 A reject's fate
 37 18th century Tokyo
 40 Play in a sandbox
 43 Liquid for a caricaturist
 44 Chai
 46 Spanish artist Francisco ____
 50 Office PC connectors
 51 Discard unnecessarily
 52 Known to make people cry
 53 Suit material for Mr. Toad
 55 Drawing 20+ caricatures per hour
 57 How many drink their tea
 58 Says yes silently
 59 City woe
 60 Almond-like hue
 61 Yang's counterpart
 63 Well-suited or fitting
 64 Helical marker



Hey Kiddos! We all love to draw, sketch and doodle but sometimes getting your little fingers moving and putting pen to paper can be a challenge. Fear not, Doodle Swap! Doodle Swap is a super easy and fun way to challenge the way you look at shapes, get those draw juices flowing, and it can be an endless supply of fun drawing exercises you share with friends. Here's how it works.


Download the pre-drawn Swaps by using the included QR code. There are 14 ready-to-go images that you can open in Procreate and get doodling! Look at each shape and try to draw something interesting inside it. What does it look like? A bird with a top hat? Your grandma breakdancing? A pig driving a mailbox? There's no wrong answer.






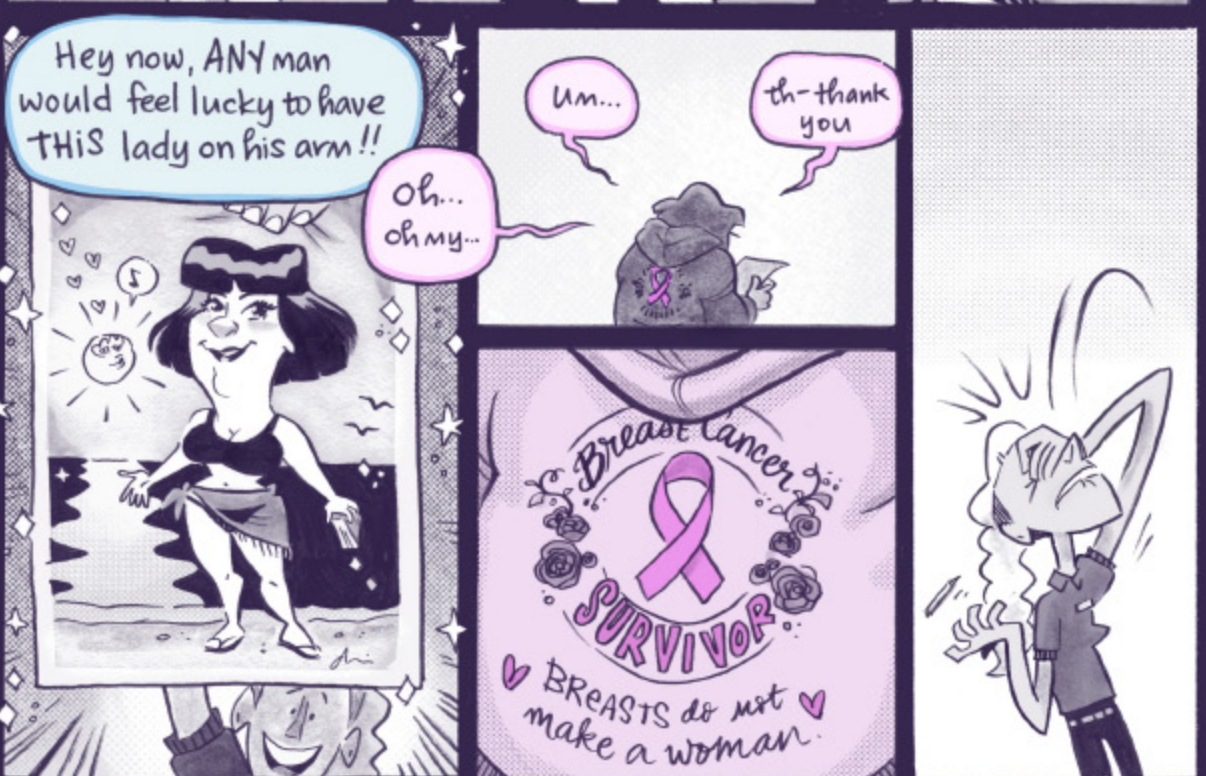

When you run out of Procreate pages, try it again by turning the page upside down or better yet, make your own Doodle Swap template and start sharing them with everyone else. Do a weekly swap with your friends. Challenge your favorite artist to Swap with you. It's great for overcoming a creative block. So come on over, Doodle Swap to your heart's content, and I guarantee something fun will come out of it!

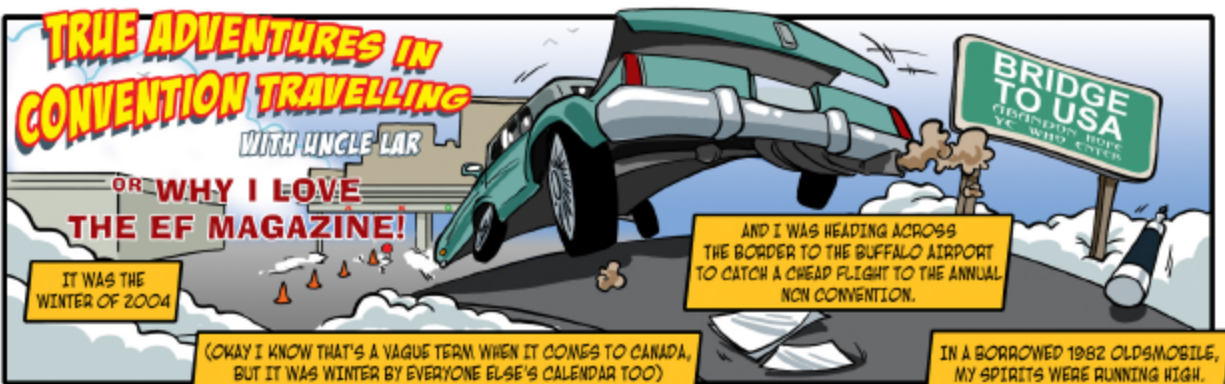
A handwritten signature in black ink that reads 'Paula Ford'.











Originally published in 2007



You can find Lar deSouza all over the social medias, and see him Friday night at 8pm on [Twitch.tv/uncalar](https://www.twitch.tv/uncalar)

AS THE MINUTES TICKED BY AND THE ODDS OF MISSING MY FLIGHT INCREASED, MY MIND BEGAN TO PLAY TRICKS ON ME.

ALL I COULD THINK OF WAS HOW COLD IT WAS.

SNAP!

AND BEAU HUFFORD.

I WAS BROUGHT OUT OF MY REVERIES BY AN IMPATIENT BORDER OFFICER.

SNAP SNAP

EVEN WITH NO CONTRABAND OR EVIDENCE OF WRONGDOING, THEY WERE STILL RESISTANT TO LET ME GO.

HOW DO WE KNOW YOU WON'T BE COMPENSATED FOR YOUR APPEARANCE AT THIS CONVENTION?

COMPENSATED?

I'M A SCHMOE! A SCHMUCK! A NOBODY!

I CONSIDERED EMPLOYING THE ANCIENT AZTEC TECHNIQUE OF PLEADING AND BEGGING TO ARGUE MY CASE.



SUDDENLY, AN EASIER SOLUTION OCCURRED TO ME.



RUMMAGING THROUGH MY LUGGAGE I PULLED OUT THE PRE-CONVENTION ISSUE OF EXAGGERATED FEATURES.

WHICH CLEARLY SHOWED THE GUEST OF HONOR WAS NOT ME!



I MADE THAT FLIGHT, CHILDREN, AND HAD A TERRIFIC TIME AT THE CONVENTION.

THAT'S ALSO WHY I DON'T GO ANYWHERE WITHOUT MY LATEST COPY OF EXAGGERATED FEATURES.

DON'T LEAVE HOME WITHOUT IT.

THE POST CONVENTION EXPERIENCE



OR I DREW A MAN IN RENO JUST TO SEE HIM CRY.



THE REDRAW

A TALE OF UNCA LAR
ON THE MIDWAY

IT WAS THE
SUMMER OF 2003.

THE HUMIDITY WAS ITS
USUAL RIDICULOUSNESS.

PIRATES OF THE CARIBBEAN
WAS TAKING THE SUMMER BOX
OFFICE BY STORM

THE BIG EASTERN POWER OUTAGE
WAS JUST A FEW WEEKS AWAY

AND I WAS ROCKING THE MIDWAY
PART TIME AT **PARAMOUNT
CANADA'S WONDERLAND** IN MY
SPONGEBOB SQUAREPANTS HAT.

NOTE: LIKE MOST BIG PARKS, THEY HAD A STRICT NO BEARD POLICY AND
I WAS REQUIRED SHAVE MY FACE FOR THE FIRST TIME IN OVER TWENTY YEARS.

I HAD JUST STARTED MY SHIFT WHEN A
COUPLE APPROACHED ME AT THE DESK TO
RETURN A CARICATURE DONE EARLIER.

UM...

WE DON'T REALLY
LIKE THIS PICTURE THE
GIRL DID EARLIER.

WE DON'T
WANT IT.

CAN WE
PLEASE GET A
REFUND?

LOOKING AT
THE DRAWING I
HAD TO AGREE.

THEY HAD GOTTEN ANNE
(NOT NECESSARILY HER REAL NAME),
AN EARNEST IF SOMEWHAT
TALENTLESS TRAINEE.

THE IMAGE WAS A COMPLETE
MISS ON LIKENESS.

I ASKED THEM IF THEY'D PREFER TO TRY A REDRAW. THEN, IF
THEY STILL DIDN'T LIKE IT, I WOULD REFUND THEIR MONEY.
THEY HAPPILY AGREED AND I LED THEM OVER TO MY EASEL.


AS A SIDE NOTE I SHOULD MENTION THAT ANNE
WAS AWARE OF HER ARTISTIC SHORTCOMINGS
AND WORKED VERY HARD ALL SUMMER TO IMPROVE.

ALSO SHE WAS VERY PROFESSIONAL ABOUT ALL
THE REDRAWS THE TEAM HAD TO DO FOR HER.

Originally published in 2009



You can find Lar deSouza all over the social medias, and see him Friday night at 8pm on [Twitch.tv/uncalar](https://www.twitch.tv/uncalar)



*THIS REPRODUCTION HAS BEEN CRUELLY EXAGGERATED FOR YOUR AMUSEMENT**

**ADMIT IT, YOU FIND IT SILLY AND IT MADE YOU SMILE.



I SEE ANNE HAS DRAWN YOU ENJOYING A DAY AT THE PARK.

I'M THE SUB, SHE'S MY DOM.

WOULD YOU PREFER THE SAME AGAIN OR?

CAN YOU WORK WITH THAT?



UM...
OKAY.
SURE.

I'VE SEEN ROCKY HORROR. I CAN DRAW A BUSTIER.

I CAN'T DO ANYTHING EXPLICIT OF COURSE.

IS THERE ANYTHING I SHOULD ... KNOW?

OH NO. THE STEREOTYPES ARE ALL PRETTY MUCH TRUE.



WELL... KEEP YOUR ARMS AND LEGS INSIDE UNTIL THE DRAWING HAS COME TO A COMPLETE STOP

AND IN CASE OF EMERGENCIES,


THE SAFETY WORD IS BANANA.

WOW! HE KNOWS ABOUT SAFETY WORDS!

ALL IN ALL THEY WERE A VERY CHARMING, AND CANDID COUPLE.

AND I EVEN MANAGED TO UPSSELL THEM TO A COLOR DRAWING AND FRAME.

I DIDN'T HAVE THE HEART TO TELL THEM IT WAS A FAMILY GUY REFERENCE



BANANA!



ORTOISE & IGGY

HEY IGGY, WE NEED TO CHANGE THE WORDING IN OUR CONTRACT FROM "DRAWING PROTECTORS" TO "PLASTIC BAGS"

ISN'T THAT THE SAME THING?

"DRAWING PROTECTOR" USUALLY MEANS SEALABLE PLASTIC SLEEVE WITH CARDBOARD BACKING.



BUT WE REQUIRE OUR ARTISTS TO BRING PLASTIC BAGS TO PROTECT THE DRAWINGS. THAT'S A DRAWING PROTECTOR... RIGHT?

YES, TECHNICALLY, BUT WE NEED TO CALL IT SOMETHING ELSE.

WELL THAT'S STUPID, THEY'RE THE SAME THING.



I KNOW, BUT THOSE SPECIFIC WORDS MEAN SOMETHING SPECIFIC TO THESE SPECIFIC ARTISTS.

I'VE GOT SOME SPECIFIC WORDS FOR YOU...



© ERIK ROADFELDT @ORTOISEANDIGGY



TWIN CITIES Caricatures

Not Today Satan

WRITTEN AND ILLUSTRATED BY
TOM RYAN

 Tips. Are. Appreciated

 Tom RYAN ART

 Tom.RYAN.ILLUSTRATION@GMAIL.COM





Sorry, Boss! But
what if Freud's Mom was
just actually hot?

Like, what if years of
psychology are based in this one
idea, but it turns out it's just cuz
one Austrian Fella had a
hot mom?



Freud was
Austistic?



Nah, Nah Austrian
means a Person
Who is from...





... ah
Shit!





Connor was taught how to draw caricatures. The instructions were very simple. He was told that if something is big, you make it bigger. If something is small, you make it smaller.



combine like so,



Add princess theme...



Just as Connor finished the drawing, He was startled to hear a voice whispering into his ear.

"You gonna have to stop you there!"



This drawing is really bad. Why would you give her three teeth? I think you need to practice art.



Come along Sweetie.



So Connor had to do some thinking—some soul searching even. He decided to go back to a square one.



He needed the basics. How could he ever draw a funny face if he couldn't even draw a normal face properly? Connor decided he would learn the basic structure of a basic face—a normal face.



And then, when someone posed for him he would be able to stretch the basic form,





...pushing and pulling the features to make them bigger or smaller according to the customers' idiosyncracies!



This way he would be able to draw a truly robust caricature...

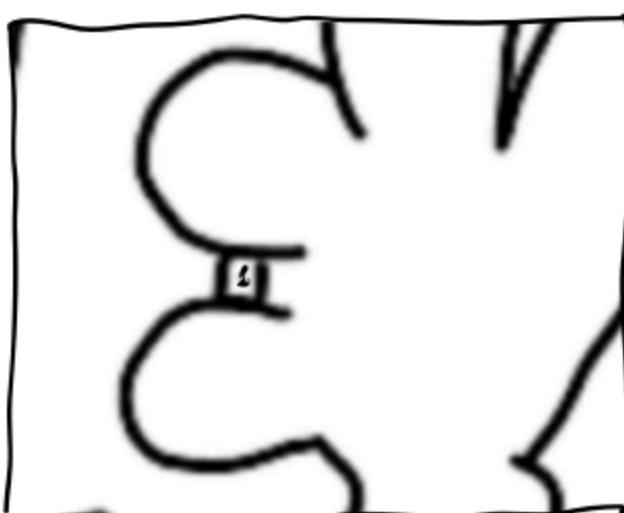









The father and daughter left after paying for the drawing, and they even payed a 2 dollar disposal fee, for the previous one.

...but Connor still felt rather baffled. "What does all this mean??" he thought





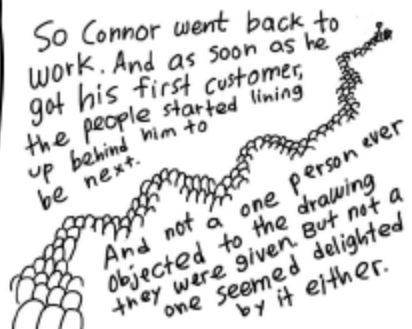
So Connor spent a year in hiatus, carefully recreating the template face over and over...



...till he had a hefty stack. Then he got dressed up like he meant business and he was ready to go.



So Connor went back to work. And as soon as he got his first customer, the people started lining up behind him to be next.



And not a one person ever objected to the drawing they were given. But not a one seemed delighted by it either.



no one reacted like the little girl's father had.



Everyone reacted like they had just renewed their vehicle registration at the DMV.



So amidst all the money and the comotion and the fancy jewelry Connor thought to himself: there's got to be a way to get better reactions. There's just got to.



What if I were able to actually capture the essence of the template itself, push it to where it's hilarious but still FEELS the same?"



He was in his study when the idea came to him



So he looked carefully at the image



And he came up with this,



Connor made a few of these exaggerated versions of the template, then he was back at the stand.



Connor made a few of these exaggerated versions of the template, then he was back at the stand.



waiting for the first customer to set things off.



And a woman came up with her daughter.



We got one of these done and we weren't too happy with it. Are you able to do one but not make it so crazy?



Don't worry. You're in very good hands, ma'am, I assure you. please take a seat.



Don't draw ME in there. It's just gonna be her.



Connor moved his hand around in circular motions and made small talk.

So what brings you to these parts?

We're here for a caricature



Eventually Connor finished moving his hand around, and it was time for the ol' tear and share.



What's that?

(clears throat)
It's a...
This is a drawing of your daughter.



Ha Ha Ha Ha.
OH no no no no.
no no no no.
ha ha ha ha.
no no no.



"Why don't you come with me, young man."



THE GHOST IN THE REGISTER



ASH STRYKER



THIS LOMIC IS
PART OF A
SERIES.

YOU'RE READING
PARTS 1 AND 2.

ENJOY!

-ASH

LATE NIGHT, AT THE END
OF MY SHIFT...



ALL RIGHTY,
GUYS, I'M DONE.



AWESOME!

WE LOVE
IT!

SWEET! IT'LL
BE \$34.25.



HERE'S
MY CARD.

THANK
YOU...



SWIIIIISH!



CARD DECLINED!



DO YOU HAVE
ANOTHER CARD
WE CAN TRY?

UH, YEAH, I
GUESS...



DETERMINATION


SWIIIIISH!




DECLINED



THIS WENT
ON FOR
3 MORE CARDS







I WORK AT AN AMUSEMENT PARK.



I'M A CARICATURIST.



THE JOB HAS ITS UPS,
ITS DOWNS.



IT'S LIKE ANY GIG,
REALLY. BUT I LOVE IT.



I GET PAID TO DRAW.




THAT NOVELTY, FOR A
YOUNG ARTIST, CAN'T
BE OVERSTATED.



SO, ALL THE HORRORS
OF CUSTOMER SERVICE
PALE IN CONTRAST.



I MEAN, I'M DRAWING
ALL DAY! IT'S AMAZING.



I WOULDN'T TRADE
IT FOR ANYTHING.



WAIT.




SHIT.



OH, SHIT, THAT'S RIGHT.







MEET YOUR SPEAKERS!

Join us on Discord November 15-20 for exclusive video content and live sessions with our amazing lineup of guests! (Schedule and lineup subject to change)



BILL MORRISON

@ATOMICBATTERY

You might know him as the poster artist for your favorite Disney animated films. Or perhaps co-founder of Bongo Comics, home of *The Simpsons* and *Futurama*. Most recently you may recognize him as the Executive Editor of *MAD Magazine* following their 2018 relaunch. However you know him, we are beyond thrilled to announce that Bill Morrison will be joining us as a speaker for ISCAcon29: Mailbox Mayhem!



@ASIADRAW

ASIA ELLINGTON

Asia is a traditional and digital illustrator born and raised in the Bay Area, California. With roots as a caricature artist, she currently works in Character Design and Visual Development at Disney Television Animation. She recently announced her involvement on the upcoming *Wonderful World of Mickey Mouse*, on Disney+ November 18!



ANDREW FARAGO

@ANDREWFARAGO

Author and historian Andrew Farago is the curator of San Francisco's Cartoon Art Museum. His writing credits include *Batman: The Definitive History*, *The Looney Tunes Treasury*, *Teenage Mutant Ninja Turtles: The Ultimate Visual History*, the upcoming *DC: Collecting the Multiverse: The Art of Sideshow*, and many articles, columns and interviews on comic books, comic strips, and animation.



@WILFRIDWOODSCULPTOR

WILFRID WOOD

Wilfrid Wood is a London-based artist who studied graphics at Central St. Martins, then got a job in publishing. When he got bored of that, Wilfrid applied to train as a 'headbuilder' for the satirical cult classic TV program *Spitting Image*. When that ended, he moved on to building his own uniquely-interpreted heads by hand.



CELESTIA WARD

@CELESTIAWARD

Celestia Ward, caricature artist and PR coordinator, will break down the best ways to get your message across clearly. Avoid common pitfalls and prime your client to get the most out of their caricature experience. Position yourself as the customer's ally while also reigning in overbearing clients, and turn one-time events into repeat bookings. Tips and guidelines for making the most of your client relations.



@KOMAKES

KELLY O'BRIEN

Kelly is an award winning caricaturist and multi-talented illustrator, character designer, and muralist. Kelly has created work all over the world, having worked as a caricature artist at SeaWorld Orlando, Universal Studios Hollywood, Fox Caricature in Seoul, South Korea, Caricature Japan in Tokyo, Japan, and comic cons around the U.S. and Canada! She's skilled in traditional and digital mediums, and we can't wait to learn from her!



HITOMI ISHIHARA

@HITOMI_ISHIHARA_OVO

Hitomi is the Lead Instructor for Caricature Japan, Inc. as well as a multiple award winning artist. She has placed in the Top 10 Caricatures and Top 10 Caricature Artists of the Year categories in 2016 and again in 2019. This Caricature 101 session is being presented in English. We're excited for her in-depth Caricature 101 lesson!



@ROBDUMO

ROB DUMO

Rob Dumo is a professional comic book artist and one of the top caricature artists in western New York. He is an ISCA member who has received awards in the categories for Retail/Party Style, Best Likeness, Best Body Themes, Most Humorous, and has placed in the top ten fastest competition. He'll show you how to tackle that blank page on the front of this issue!





THE NEW NAME IN LOW COST DIGITAL COMIC BOOK PRINTING



COMIX WELL SPRING

A division of Greko Printing.



WE PRINT:

★ **COMICS**
★ **POSTERS**
★ **PAPERBACKS**
★ **BUSINESS CARDS**
★ **POSTCARDS**
★ **FLYERS**
& MORE!

**CHECK OUT OUR PRICING &
PLACE YOUR ORDERS AT:**

WWW.COMIXWELLSPRING.COM

PRINTED IN THE USA ★ PLYMOUTH, MICHIGAN



